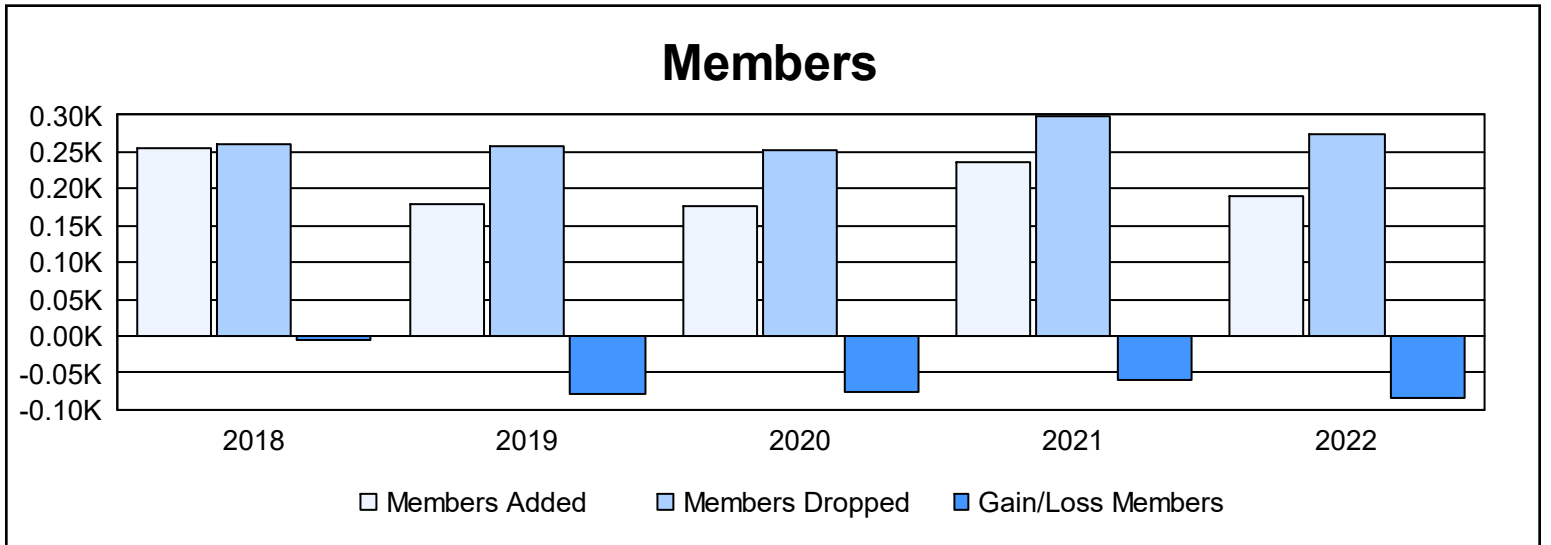
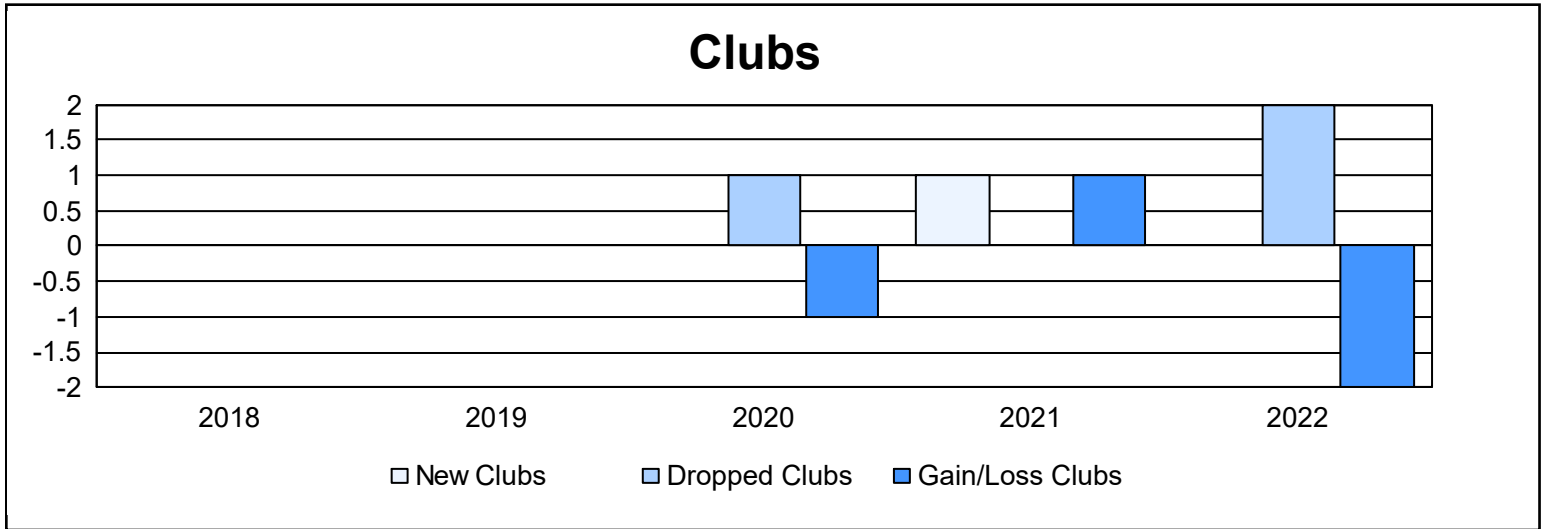
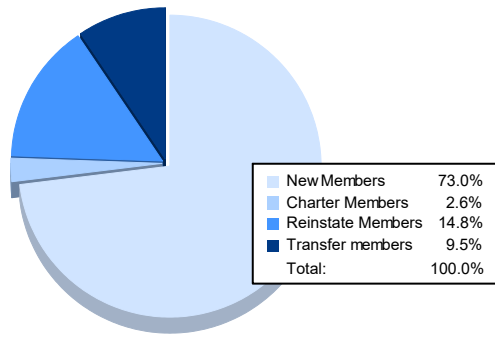


Year	New Clubs	Dropped Clubs	Gain/ Loss Clubs	New Members	Charter Members	Reinstate Members	Transfer Members	Total Member Added	Total Members Dropped	Gain/ Loss Members
2017-2018	0	0	0	191	3	18	43	255	260	-5
2018-2019	0	0	0	130	1	21	27	179	259	-80
2019-2020	0	1	-1	134	6	20	17	177	253	-76
2020-2021	1	0	1	143	52	32	10	237	298	-61
2021-2022	0	2	-2	138	5	28	18	189	273	-84
<b>Average</b>	<b>0</b>	<b>1</b>	<b>0</b>	<b>147</b>	<b>13</b>	<b>24</b>	<b>23</b>	<b>207</b>	<b>269</b>	<b>-61</b>



### Membership Composition June 2022 Cumulative



### Gender Composition June 2022 Cumulative

